
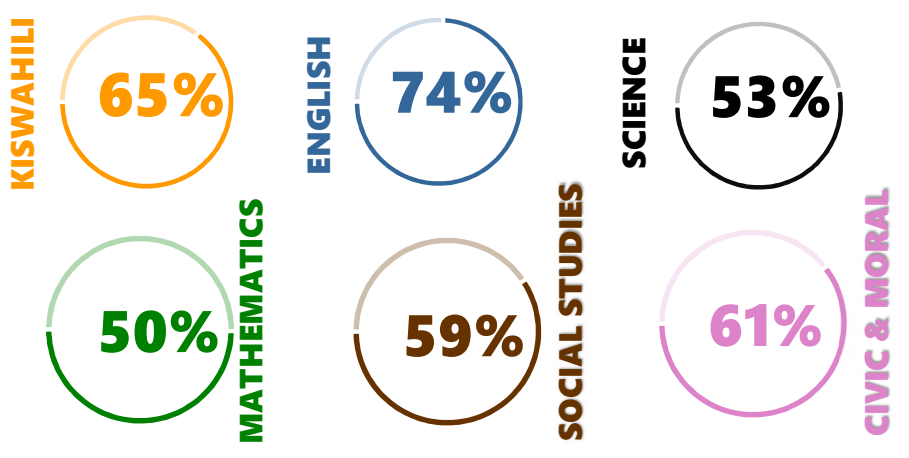


		HEKIMA WARDOLF																																											
REGION: DAR ES SALAAM		SCHOOL AVERAGE	180.8	BAND 4																																									
DISTRICT: UBUNGO				CATEGORY BELOW 40																																									
SUBJECT PERFORMANCE ANALYSIS																																													
<table border="1"> <thead> <tr> <th>SUBJECT NAME</th> <th>AVG</th> <th>%</th> <th>RNK</th> </tr> </thead> <tbody> <tr><td>ENGLISH</td><td>37.1</td><td>74%</td><td>1</td></tr> <tr><td>KISWAHILI</td><td>32.4</td><td>65%</td><td>2</td></tr> <tr><td>CIVIC & MORAL</td><td>30.3</td><td>61%</td><td>3</td></tr> <tr><td>SOCIAL STUDIES</td><td>29.7</td><td>59%</td><td>4</td></tr> <tr><td>SCIENCE</td><td>26.5</td><td>53%</td><td>5</td></tr> <tr><td>MATHEMATICS</td><td>24.9</td><td>50%</td><td>6</td></tr> <tr> <th>BOYS/GIRLS PASS RATE</th> <th>STD</th> <th>AVG</th> <th>%</th> </tr> <tr><td>BOYS</td><td>11</td><td>0.73</td><td>73%</td></tr> <tr><td>GIRLS</td><td>4</td><td>0.27</td><td>27%</td></tr> </tbody> </table>		SUBJECT NAME	AVG	%	RNK	ENGLISH	37.1	74%	1	KISWAHILI	32.4	65%	2	CIVIC & MORAL	30.3	61%	3	SOCIAL STUDIES	29.7	59%	4	SCIENCE	26.5	53%	5	MATHEMATICS	24.9	50%	6	BOYS/GIRLS PASS RATE	STD	AVG	%	BOYS	11	0.73	73%	GIRLS	4	0.27	27%				
SUBJECT NAME	AVG	%	RNK																																										
ENGLISH	37.1	74%	1																																										
KISWAHILI	32.4	65%	2																																										
CIVIC & MORAL	30.3	61%	3																																										
SOCIAL STUDIES	29.7	59%	4																																										
SCIENCE	26.5	53%	5																																										
MATHEMATICS	24.9	50%	6																																										
BOYS/GIRLS PASS RATE	STD	AVG	%																																										
BOYS	11	0.73	73%																																										
GIRLS	4	0.27	27%																																										
GRADE ANALYSIS SUMMARY																																													
SUBJECT NAME/GRADE	A	B	C	D	E																																								
MATHEMATICS	0	2	12	1	0																																								
KISWAHILI	0	9	6	0	0																																								
ENGLISH	4	9	2	0	0																																								
SCIENCE	0	4	8	0	0																																								
SOCIAL STUDIES	1	4	10	0	0																																								
CIVIC AND MORAL	0	4	10	0	0																																								
OVERALL GRADE ANALYSIS	NO.	SEATED	%																																										
A	0	15	0%																																										
B	8		53%																																										
C	7		47%																																										
D	0	0	0%																																										
E	0		0%																																										
BOY'S VS GIRLS' PASSRATE (%)																																													
BOYS		73%	GIRLS		27%																																								
OVERALL PERFORMANCE ANALYSIS																																													
REGISTERED	15	100%																																											
SEATED	15	100%																																											
ABSENTEES	0	0%																																											
PASSED	15	100%																																											
FAILED	0	0%																																											
SCHOOL POSITION	3																																												
TOTAL SCHOOLS	4																																												

INDEX	NAME	SEX	MATHEMATICS		KISWAHILI		ENGLISH		SCIENCE		SOCIAL STUDIES		CIVIC & MORAL		TOTAL	AVERAGE	OVR GRADE	SCH POSITION	OVERALL POSITION
1	MIRIAM JOHANES MIRIAM	F	38	B	35	B	46	A	30	C	34	B	38	B	221	37	B	1	36.5
2	DENNIS EMMANUEL MALEMBO	M	31	B	29	C	41	A	32	B	41	A	36	B	210	35	B	2	58.5
3	BAKARI SEBASTIAN MKOMENI	M	24	C	29	C	39	B	32	B	40	B	30	C	194	32	B	4	84.5
4	ERICK INGRIBERT BUDYO	M	21	C	32	B	37	B	31	B	38	B	35	B	194	32	B	4	84.5
5	CLEVER SPENCER KIMWERI	M	26	C	38	B	42	A	31	B	27	C	28	C	192	32	B	5	88.5
6	ADRIAN FABIAN MAHENDA	M	25	C	40	B	43	A	27	C	25	C	31	B	191	32	B	6	90.5
7	EMMANUEL INGLIBERT BUDYO	M	16	D	32	B	36	B	30	C	36	B	35	B	185	31	B	7	100
8	BARAKA EMMANUEL MZENGI	M	25	C	35	B	37	B	29	C	29	C	28	C	183	31	B	8	102.5
9	RACHEL LUKIO MNDEME	F	28	C	33	B	37	B	23	C	25	C	30	C	176	29	C	9	112
10	LISA DEUS FIDELIS	F	22	C	30	C	39	B	30	C	24	C	27	C	172	29	C	10	119
11	BRIAN MATHIAS MADONDOLA	M	22	C	34	B	26	C	26	C	29	C	29	C	166	28	C	11	126
12	FAITHNICOLE MARTIN ROGERS	F	26	C	30	C	35	B	23	C	22	C	27	C	163	27	C	12	130
13	KELVIN JOHN KULWA	M	21	C	38	B	36	B	17	D	21	C	28	C	161	27	C	13	132
14	DAVID DAVID MBOGELLA	M	27	C	30	C	33	B	19	D	25	C	23	C	157	26	C	14	134.5
15	JOHN CLAUD KUMALIJA	M	21	C	21	C	29	C	18	D	29	C	29	C	147	25	C	15	141.5